

imageFORMULA

DR-G2140

DR-G2110

DR-G2090




DR-G2140

P



DR-G2110



DR-G2090

Outstanding productivity and performance

High-speed A3-document scanners capable of high output volumes with unparalleled processing speeds and reliability. Improve work efficiency with the easy-to-view large LCD and user-friendly control keys, and expand your business possibilities.



Scanners with an emphasis on productivity and

High-speed scanning is made possible with advanced feeding and transport capabilities meets a wide range of demanding tasks.

- **Digitization of government forms**

Speed up government processes and improve the quality of services by digitizing government forms. Vast quantities of paper documents that have accumulated over decades can also be backed up and stored in digital databases.

By digitizing applications and forms received at local government offices and electronically cross-referencing that data with resident databases and other government systems, you can simplify workflows and speed up services for local residents. For example, taxation offices can boost efficiency by accessing and performing quick searches for information based on digitized insurance payment notices, certificates, and other resident documentation.

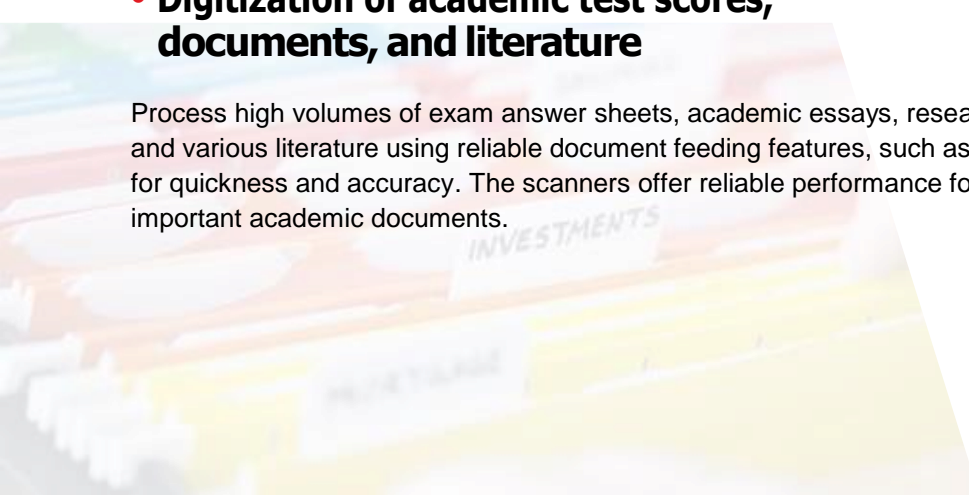

- **Management and accounting of hospital medical records**

Scan and digitize referrals, questionnaires, signed consent forms, and other documents that are still handled using paper. Digitization via the scanners makes possible the long-term storage of complete patient records that is vital to any modern medical facility, and allows sharing of that data between hospitals and various departments.

By attaching metadata to the scanned documents, you can create a system where digital patient information is automatically sorted into a database according to patient ID by simply scanning. In addition, this data can be linked with hospital accounting systems and pharmacy systems to boost the efficiency of treatment fee and prescription processing, thereby reducing labor costs and improving patient services.

- **Digitization of academic test scores, documents, and literature**

Process high volumes of exam answer sheets, academic essays, research papers, and various literature using reliable document feeding features, such as double-feed detection, for quickness and accuracy. The scanners offer reliable performance for large volumes of important academic documents.



enhanced scanning efficiency

that preserve high image quality for a reliability that



• Digitization of finance and insurance business forms

Scan and digitize application forms, copies of identification, and other paper-based documents that contain client information. Digitizing these documents reduces the substantial costs that are incurred from managing them in paper form, including storage location costs, costs incurred for transportation to such locations, and labor costs for manual input of the information contained in the documents.

By incorporating the digitization process into your workflow, you can also eliminate manual input errors and dramatically reduce the time it takes to upload data to system databases, thereby facilitating the sharing of information between branch offices and headquarters.



• Processing of distribution and logistics receipts and slips

Create a system in which barcodes on paper documents, such as collection and delivery slips, can be scanned on-site at each distribution or logistics center with the barcode data registered to the centralized system on the spot. With this tracking system, you can notify your clients regarding delivery status instantly and accurately in this increasingly e-commerce-oriented environment.

The scanners include image processing features, such as text emphasis and noise reduction, that allow you to accurately extract the necessary information from the thinnest of receipts, even if they include creases, wrinkles, dirt, or faint difficult-to-read text. The information is then digitized, eliminating the work of manual input.

The ability to scan receipts, invoices, and item lists on-site via scanners at each warehouse, distribution center, or logistics base and instantly send the data to the centralized system increases the efficiency of supply chain management as a whole.



• Processing of outsourced scanning tasks (BPO*)

Scan high volumes of illustrations, documents, and various other materials provided by outsourcing clients while ensuring reliable quality, speed, and accuracy. The scanners' wide range of functions, including high feeding and image-processing performance, support a diverse range of scanning needs. The ability to bring the DR-G2140, DR-G2110, or DR-G2090 scanner to the client and perform scanning on-site allows maximum flexibility in service.

* Business process outsourcing

SIMPLE AND INTUITIVE USABILITY THAT SUPPORTS DIVERSE OPERATIONS

- **User-friendly 5-Line LCD and key layout**

The large LCD capable of displaying five lines of text and the control keys allow you to start and stop scanning, check message displays, and execute jobs for optimized overall operability.



- **Intuitive control panel featuring job key**

Start and stop scanning, check display messages, and make selections using the scanner's control panel. The button configuration is ergonomically designed to make job execution an easy endeavor. The Job key allows the operator to select the job to execute from up to 99 preregistered scan jobs.

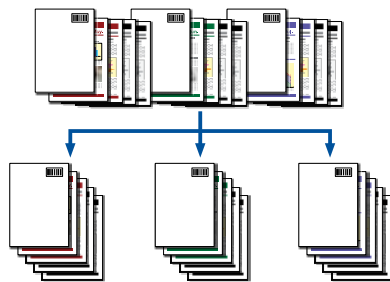
- **Intuitive operation with user-friendly design**

The top screen is laid out panel-style with large icons, allowing more intuitive operation. The items on the setup screen have also been scaled down to give a simple design. Two scanning methods are available to satisfy a variety of needs including ad hoc and daily scanning. In addition to "Standard Scanning" where scanning mode and output mode can be separately configured, there is "Scanning Shortcut" where the specific scanning mode and output method are preconfigured, allowing one-click operation. It's also possible to edit scanned images, eliminating the need to redo a scan if the scanned data differs from the image that you want to save. What's more, you can scan to up to three outputs concurrently.



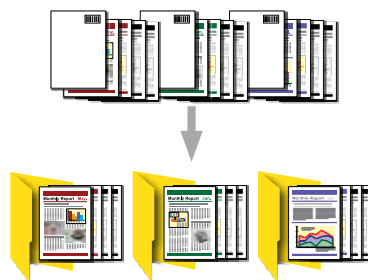
- **Automatic sorting of varying document types**

Sort a variety of document types automatically using the batch separation function. When documents of different types are scanned at the same time, patchcode, blank page, and barcode separators specified on CaptureOnTouch will be recognized, and the documents will be sorted into groups automatically.



- **Save batches of scanned documents to different locations**

Save documents grouped via the batch separation function to different folders based on document type. Once the save conditions are configured and the destination folders are created, documents of the same type will be saved to the appropriate locations on subsequent occasions.



- **Automatic file name generation based on content locations**

Use the naming scheme function to automatically generate file names based on the content of the documents. Select naming items to add information, such as document names, document IDs, dates, and custom character strings, to the file names. The order in which the naming items are inserted can also be specified.



Wider-range support for file formats and PDF types

- **Support for 6 different file formats**

A wide range of file formats are supported, including PDF, JPEG, TIFF, BMP, PNG, and PowerPoint. The compression level can be specified for JPEG and TIFF files, and PDF and TIFF files can be specified as multi page or single page.

Text can be added or edited in PowerPoint files while retaining their images and backgrounds.

- **Variety of options for PDF creation**

Use the various available option settings to create PDF files that are suited to your specific needs. High-compression PDF uses Canon's own high-compression technology to reduce data size. Searchable PDF adds text information to files via OCR processing to allow for more efficient data searching. PDF/A is an ISO-standardized format ideal for long-term data storage. Finally, PDF security settings allow you to protect documents using passwords and user authorization.

High-compression

Searchable

PDF/A

Security

PNG

JPEG

TIFF

BMP


PPTX

PDF

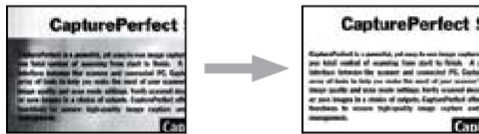
ADVANCED FEEDING AND DIVERSE IMAGE PROCESSING FOR ENHANCED PRODUCTIVITY

Advanced image processing

Active threshold



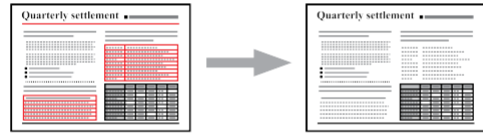
Prevent bleed through / remove background



Original

ON

Color drop-out / enhancement



Color document

Image with red drop-out set (red filtered)

Deskew



Skewed image

Deskewed image

Remove binder / punch hole

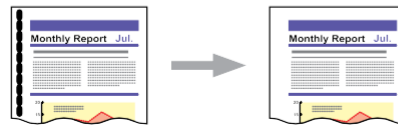


Image with binding holes

Image without binding holes

Convenient document processing

Batch separation

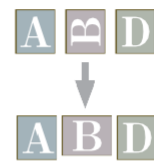
In addition to saving the scanned images of a stack of documents placed on the scanner's ADF to a single file, you can use the batch separation function to enable automatic sorting of the scanned images.

You can insert patch code sheets in document stacks to act as separators, or use various other conditions, such as counters, barcodes, blank sheets, and the front sides of documents, for batch separation.

Barcode module and 2D code module

A barcode module and 2D code module are included in the bundled software. Installing the barcode module and 2D code module allows the ISIS/TWAIN driver to recognize barcodes and 2D codes that are printed on scanned documents.

Text orientation detection



Skip blank page



Two-sided documents with a blank side

Images with blank page skipped


Folio



Folded document

Scanned image

MultiStream™



Color image

B&W image

Automatic page size detection



Document

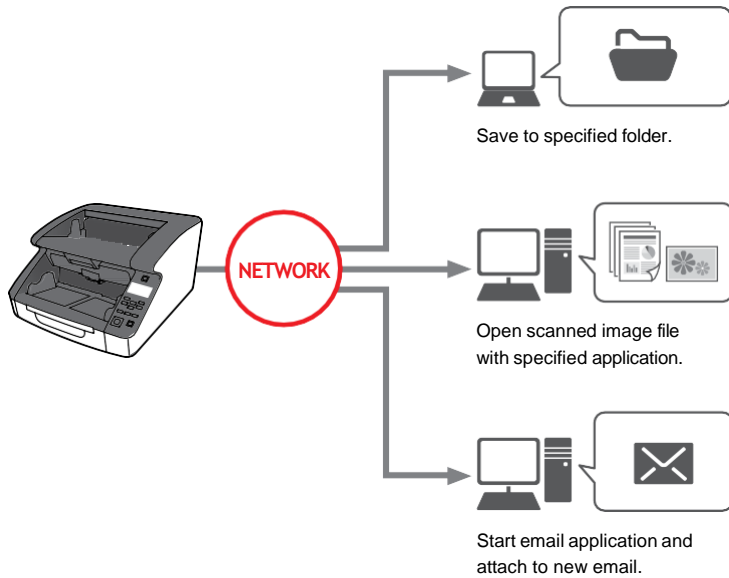
Scanned image

HARDWARE WITH **ADVANCED PROCESSING CAPABILITIES**, **CONVENIENT NETWORK FUNCTIONALITY**, AND **HIGH DURABILITY**

• Network scanning via wired LAN connection

Share a single scanner via a network to perform scanning tasks efficiently. Select any connected computer from the scanner's operation panel and perform scanning. Scanning can also be executed from any computer sharing the scanner via the network. You can save scanned data to specified storage locations, attach scanned data to emails for sending, and perform various scanning operations according to the scan settings configured on each computer.

* This feature is only available for DR-G2110 and DR-G2140.



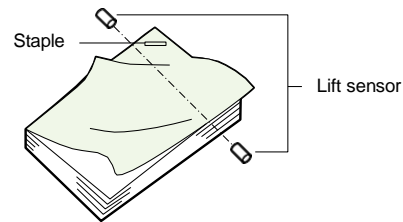
• Equipped with new CIS and DR processor

High-speed scanning is achieved via the adoption of a new CIS with maximum speeds of up to 140 sheets / 280 images per minute. The DR processor makes high-speed, high-quality image-processing possible.



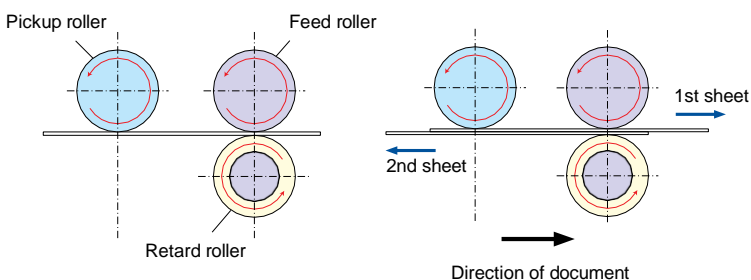
• Staple detection

Canon's staple detection feature automatically halts the scanning process if an unremoved staple is found, as staples can cause scanning errors that compromise the document or damage the machine.



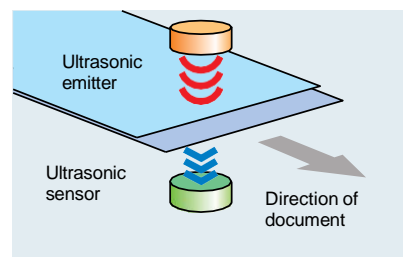
• Reliable paper feeding with built-in ADF

Canon's revolutionary feeding mechanism with retard roller achieves highly reliable page separation. A high-capacity automatic document feeder allows for fast, unattended scanning of document batches.



• Ultrasonic double feed detection

Ultrasonic sensors detect the gap between overlapping pages and prevent multiple pages from being fed together, reliably ensuring that each page of a document is scanned.



OPTIONS

Flatbed Scanner Units

When you need to scan documents that aren't suitable for an automatic feeder, you can use the optional Flatbed Scanner Unit 102. They can be easily attached via a USB cable and are designed to work seamlessly alongside this range of scanners.



Flatbed Scanner Unit 102 (A4)

Imprinter Unit

Use the optional Imprinter Unit to imprint text strings onto scanned document pages. The Imprinter Unit can be mounted on the scanner and used with an ink cartridge installed.

Carrier Sheet

Use the optional Carrier Sheet to prevent damage to documents to be scanned or to prevent dirtying of the rollers and feed path when scanning carbon paper, for example.

STABLE FEEDING OF DIVERSE DOCUMENTS VIA ADVANCED FEEDING AND TRANSPORT PERFORMANCE

• High-speed scanning and high-capacity feeding

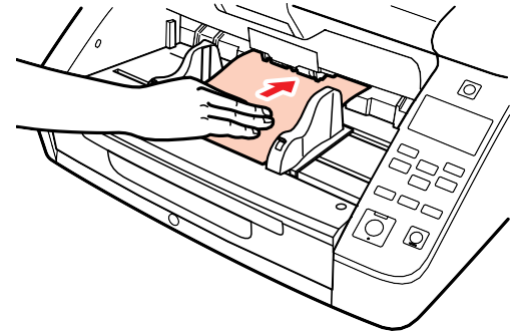
The DR-G2140 is capable of scanning up to 500 sheets at one time at 140 sheets / 280 images per minute. This drastically reduces the amount of time required for scanning and processing, and boosts productivity.

| | B&W SPEED | | COLOR SPEED | | AUTOMATIC DOCUMENT FEEDER |
|----------|-----------|---------|-------------|---------|---------------------------|
| | Simplex | Duplex | Simplex | Duplex | |
| DR-G2140 | 140 ppm | 280 ppm | 140 ppm | 280 ppm | 500 sheets |
| DR-G2110 | 110 ppm | 220 ppm | 110 ppm | 220 ppm | 500 sheets |
| DR-G2090 | 90 ppm | 180 ppm | 90 ppm | 180 ppm | 300 sheets |

Landscape A4 / LTR-sized sheets at 200 dpi

• Manual feed mode

Manual feed mode allows you the option of manually loading sheets of a document for processing.



• Diverse document size feeding

The DR-G2140/DR-G2110/DR-G2090 scanners deliver smooth, jam-free feeding of documents in mixed batches and non-standard documents ranging in size from business card size to A3*. Active Torque Control adjusts roller torque to accommodate otherwise difficult-to-feed paper types, such as especially thin or thick documents. Three separation modes are available to enable scanning of thin or coated paper types that were previously difficult to feed.

* Up to A1 594 mm x 841 mm using Folio scanning method and Long Document Mode (DR-G2140 / DR-G2110: maximum length of 5,588 mm, DR-G2090: maximum length of 3,000 mm)



A3 / A4 / LTR / A5



Folded document

* A Folded A1 (lengthwise) sized document can be also processed.



Long document up to 5,588 mm

* Up to 3,000 mm for DR-G2090



Post card



Business card

• Large-capacity feed tray with 3-step height adjustability


Select from one of three positions for the feed tray based on the number of documents to be scanned. The tray positions support approximately 500 sheets, 300 sheets, and 100 sheets respectively. (The DR-G2090 supports up to 300 sheets.)



Lowest position
(500 Sheets)



Middle position
(300 Sheets)



Highest position
(100 Sheets)



DR-G2140 / G2110 / G2090 Specifications

| | | | |
|-----------------------------------|--|--|-----------------------------------|
| Type | Desktop sheet-fed scanner | | |
| Document feeding | Automatic or manual sheet feeding | | |
| Document size | Width: | 50.8 - 305 mm | |
| | Length: | 70 - 432 mm | |
| | Long Document Mode: | DR-G2140 | DR-G2110 |
| Document thickness and weight | Up to 5,588 mm | | |
| | Continuous Feeding: | 20 - 209 g/m ² , 0.04 - 0.25 mm | |
| | Non-Separation Mode: 20 - 255 g/m ² , 0.04 - 0.3 mm | | |
| Feeding capacity | DR-G2140 | DR-G2110 | DR-G2090 |
| | 48 mm stack or 500 sheets of 80 g/m ² | | 300 sheets of 80 g/m ² |
| Scanning element | 3-line CIS | | |
| Light source | LED (Red, Green, and Blue) | | |
| Scanning side | Simplex/Duplex | | |
| Scanning modes | Black and White, Error Diffusion, Advanced Text Enhancement, Advanced Text Enhancement II, Active Threshold, 256-level Grayscale, 24-bit Color, Auto Color Detection | | |
| Scanning resolutions | 150 x 150 dpi, 200 x 200 dpi, 240 x 240 dpi, 300 x 300 dpi, 400 x 400 dpi, 600 x 600 dpi | | |
| Scanning speed* (A4/LTR, 200 dpi) | DR-G2140 | | |
| | DR-G2110 | | |
| | DR-G2090 | | |
| | Grayscale: Portrait | 110 ppm (Simplex)/220 ipm (Duplex) | 90 ppm (Simplex)/180 ipm (Duplex) |
| Landscape | 140 ppm (Simplex)/280 ipm (Duplex) | 110 ppm (Simplex)/220 ipm (Duplex) | 90 ppm (Simplex)/180 ipm (Duplex) |
| Color: Portrait | 110 ppm (Simplex)/220 ipm (Duplex) | 90 ppm (Simplex)/180 ipm (Duplex) | 75 ppm (Simplex)/150 ipm (Duplex) |
| Landscape | 140 ppm (Simplex)/280 ipm (Duplex) | 110 ppm (Simplex)/220 ipm (Duplex) | 90 ppm (Simplex)/180 ipm (Duplex) |
| Interface | DR-G2140 | DR-G2110 | DR-G2090 |
| | USB3.1 Gen1, 10Base-T/100Base-T/100Base-Tx/1000Base-T | | USB3.1 Gen1 |
| Scanner driver | ISIS/TWAIN | | |
| Useful functions | Job Function, Ultrasonic Double-Feed Detection, Staple Detection, Text Enhancement, Dropout and Color Enhancement, Auto Page Size Detection, 3-D Color Correction, Image Rotation, Skip Blank Page, Edge Emphasis, Moiré Removal, Prevent Bleed Through / Remove Background, Contrast Adjustment, Shading Correction, Brightness Adjustment, Deskew, Border Removal, Scanning Side Selection, Scan Area Settings, Addon Settings, Text Orientation Recognition, Punch Hole Removal, Folio Scan, Unnecessary Dots Removal, Notch Removal, Background Smoothing, Character Emphasis, Count Only Mode, Verify Scan, Rapid Recovery System, MultiStream™, Long Document, Manual Feeding, Separation High, Separation Low, Non Separation | | |
| Power requirements | AC220-240V | | |
| Power consumption | 66.5W (Scanning), 3.5W (Sleep mode) | | |
| Operating environment | Temperature: 10 - 35°C, Humidity: 20 - 80% RH | | |
| Dimensions (W x D x H) | Feed trays closed: 480 x 569 x 315 mm | | |
| Weight | Approx. 25.0 kg | | |
| Options/Consumables | Flatbed Scanner Unit 102, Imprinter Unit, Carrier sheet, Exchange roller kit, Separation Pads, Ink Cartridge, Cleaning Sheet | | |

* Scanning speed may vary depending on PC environment, scanner settings, and other factors. Specifications are subject to change without notice.



MALAYSIA PERICOM IMAGING (Malaysia) Sdn.Bhd.

No 4A, Jalan Anggerik Vanilla M31/M,Kota Kemuning, 40460, Shah Alam, Selangor.

admin_my@pericomimaging.com
012 233 8481

AFGHANISTAN
Megaplus Afghanistan Limited.
House No.83, Street No.3, Taimani,
District No.10, Kabul, Afghanistan.
Email: Info@megaplus.com.af

HONG KONG
Canon Hongkong Co., Ltd.
5/F., Tower A, China Life Center,
18 Hung Luen Road, Hunghom,
Kowloon, Hong Kong
www.canon.com.hk

MONGOLIA
ITZone
4th floor, City Tower, Great Chinggis khan square 5,
Baga toriur 14200, 8th khoroo, Sukhbaatar district,
Ulaanbaatar, Mongolia

SRI LANKA
Metropolitan Office (Pvt) Ltd
12, Magazine Road
Colombo 08, Sri Lanka
www.metropolitan.lk

BANGLADESH
Flora Limited
Adamjee Court Annex-2 (4th Floor)
119-120 Motijheel C/A,
Dhaka-1000, Bangladesh
www.floralimited.com

INDIA
Canon India Private Limited
7th Floor, Tower B, Building #5,
DLF Eptome, DLF Phase III,
Gurgaon 122002, Haryana, India
www.canon.co.in

MYANMAR
Myanmar Golden Rock International Co., Ltd
6th Floor, Building 18, Myanmar ICT Park,
Hlaing Township, Yangon, Myanmar

TAIWAN
Canon Marketing (Taiwan) Co. Ltd
19F, No. 100, Sec.2 Roosevelt Road,
Taipei, Taiwan, R.O.C
www.canon.com.tw

J.A.N. Associates
House-13/1, Vasa Soinik Abdur Rashid
Torkabagish Sarak, Road # 5,
Dhanmondi R/A, Dhaka, Bangladesh
www.jan-bd.com

INDONESIA
PT Datascrip
Gedung Datascrip
Jl. Selaparang Blok B-15 Kav.9,
Kompleks Kemayoran,
Jakarta Pusat 10610
www.datascrip.com

NEPAL
International Electronics Concern (P) Ltd
Kha 14, 1st Floor, Haratibhawan Putalisadak,
Ramshah Path, Kathmandu, Nepal
P.O. Box 12588
www.iec.com.np

THAILAND
Canon Marketing (Thailand) Co. Ltd.
No. 98 Sathorn Square Office Tower,
22nd - 24th floor, North Sathorn Road,
Silom, Bangkok, Bangkok 10500
www.canon.co.th

BRUNEI
Interhouse Company
No.5-7 Bunut Jaya Complex
Spg 574, Jalan Tutong BF1320
P.O. Box 423, Seri Complex
Bandar Seri Begawan, BA1779
Brunei Darussalam

MALAYSIA
Canon Marketing (Malaysia) Sdn. Bhd.
No. 6-2-01, Canon Tower,
UOA Business Park (Tower 6),
Jalan Pengaturcara U1/51A,
Seksyen U1, 40150 Shah Alam,
Selangor, Malaysia
www.canon.com.my

PAKISTAN
Shirazi Trading Company (Pvt.) Ltd
114-C, Al-Murtaza Commercial Lane 3,
Zulfiqar & Al Murtaza Commercial Area,
Khayaban-e-Shaheen, Off Khayaban-e-Iqbal,
DHA Phase 8, Karachi
www.shirazitrading.com.pk

VIETNAM
Canon Marketing (Vietnam) Co. Ltd
Level 10, President Place,
93 Nguyen Du, Dist 1,
Ho Chi Minh City, Vietnam
www.canon.com.vn


CAMBODIA
Royal Cambodia Co., Ltd
#81 Trasad Paem St. (63) corner of St. 158,
Phnom Penh, Kingdom of Cambodia
www.royalcambodia.com.kh

MALDIVES
Simdi Company Pvt Ltd.
G. Manaam Building, 2/1 Neeloafaru Magu,
Male' 20-129, Maldives
www.simdi.com

PHILIPPINES
Canon Marketing (Philippines), Inc.
7F Commerce and Industry Plaza,
1030 Campus Avenue corner Park Avenue,
McKinley Hill, Fort Bonifacio, Taguig City,
Metro Manila, Philippines 1634
www.canon.com.ph



Kofax, the Kofax Logo, and other Kofax Marks are registered trademarks or trademarks of Kofax, Inc. in the United States and other countries, and used under authority from Kofax. Other company names and product names appearing in this brochure are the registered trademarks and/or trademarks of their respective owners.



This document is for information purpose only and the contents are subject to change without notice. Product/Service options, name and availability may vary by regions. Nothing in this document should be construed as warranty. We expressly disclaim any liability or contractual obligations with respect to this document. Canon and business can be simple are trademarks of Canon Inc. and/or its affiliates. Other names may be the trademarks of their respective owners.